





Going to the dentist






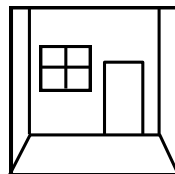
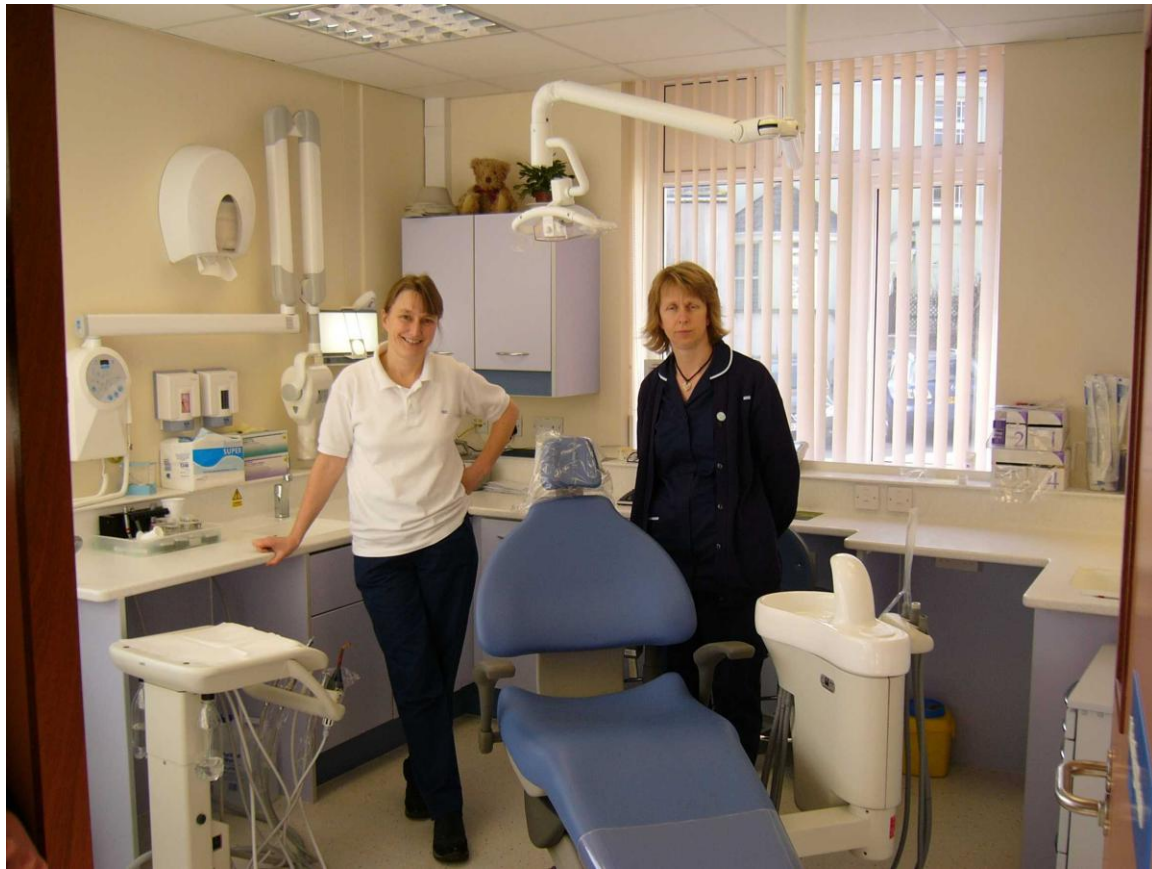
Sam is going to see the dentist.





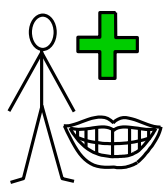
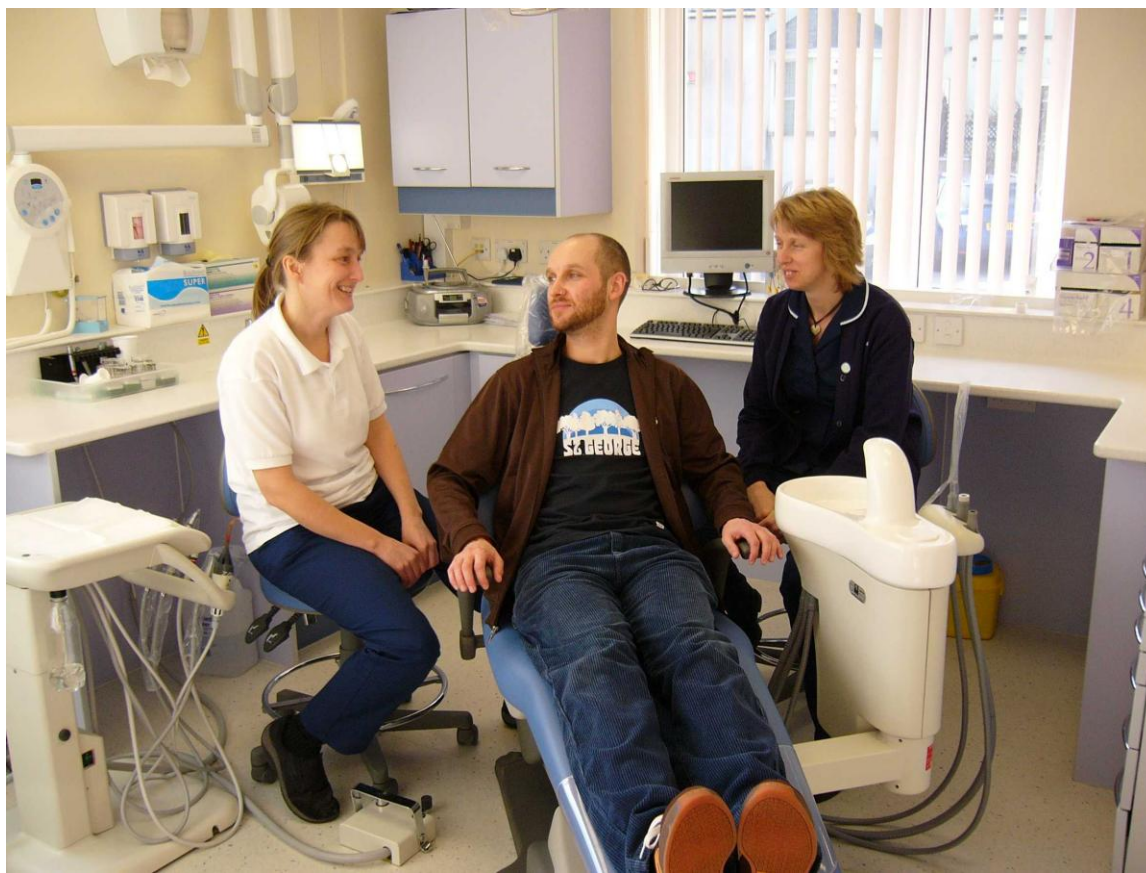
Sam tells the receptionist that he has come to see the dentist.



Sam waits until the dentist is ready.







This is the dentist's treatment room.



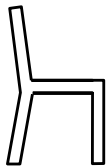
The dentist and dental nurse ask Sam to sit in the special chair.



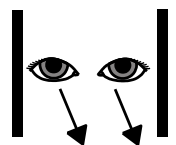

  
Sam is given some glasses to wear.



The dentist and dental nurse wear gloves and glasses.





The special chair will tilt back.



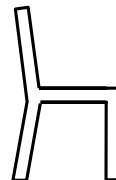
A bright light shines into Sam's mouth so the dentist can look



into Sam's mouth.



The dentist uses special tools to examine Sam's mouth.



When the dentist has finished the special chair returns upright.

Going to the dentist

This booklet has been produced with the aim of providing a step-by-step guide using photos for anyone who is about to attend a dental appointment.

It has been produced by a multi-disciplinary group working for the Plymouth Personal Dental Service and the Plymouth Learning Disability Partnership.

Special thanks to the following individuals/organisations for help in this production:

- Anne Bowdler – Acute Services Liaison Unit (ASLU), RNLD
- Jocelyn Elmes – Dental Receptionist
- Clive Evans – Speech and Language Therapist
- Alison James – Special Care Dentist
- Elaine Knight – General Care Dentist
- Fran Marriot – Dental Hygienist
- Sonia Wilson – Dental Nurse
- Widgit Rebus symbols used with permission from Widgit Software Tel: 01223 425558
- Devon Partnership NHS Trust for ideas on how to produce this booklet

For those adults with learning disabilities who may require further desensitisation with the dental process please contact the acute services liaison unit (ASLU) on 01752 314333.